

STAT Code Usage at Indian Trails

February 15, 2023




Item Record ⓘ

SAVE

Haruki Murakami

Absolutely on music : conversations



By Ozawa, Seiji, 1935- interviewee, writer of afterword.

Barcode: **31125010574083**

ILL Non-circulating

eContent Display in PAC

Call number: **784.2092 OZA**

Record status: **Final**

Issue:

Collection: **Nonfiction**

Bib control number: **1046064**

Issue control number:

Shelf location: **Adult Nonfiction**

Parent item:

Price: **\$27.95**

Checked Out

Owning branch: **Indian Trails Main**

Assigned branch: **Indian Trails Main**

Circulation status: **Checked Out** || 1/1

[Details](#) [Circulation](#) [Controls](#) [Blocks and Notes](#) [History](#) [Statistics](#) [Record Sets](#) [Notices](#) [Source and Donor](#)

Material Type*

Book

Loan Period*

Book Default

Renewal Limit*

3

Statistical Code

780s

Fine Code*

Book

Home Branch*

Indian Trails Public Libr

Call Number Scheme*

Dewey Decimal

Cutter

OZA

Volume

Prefix

Suffix

Copy

Classification

784.2092


Name of Piece

Item Record

SAVE

Haruki Murakami

Absolutely on music : conversations



By Ozawa, Seiji, 1935- interviewee, writer of afterword.

Barcode: **31125010574083**

ILL Non-circulating

eContent Display in PAC

Call number: **784.2092 OZA**

Record status: **Final**

Issue:

Collection: **Nonfiction**

Bib control number: **1046064**

Issue control number:

Shelf location: **Adult Nonfiction**

Parent item:

Price: **\$27.95**

Checked Out

Owning branch: **Indian Trails Main**

Assigned branch: **Indian Trails Main**

Circulation status: **Checked Out** || 1/1

[Details](#) [Circulation](#) [Controls](#) [Blocks and Notes](#) [History](#) [Statistics](#) [Record Sets](#) [Notices](#) [Source and Donor](#)

Material Type*

Book

Loan Period*

Book Default

Renewal Limit*

3

Statistical Code

780s

Fine Code*

Book

Home Branch*

Indian Trails Public Libr

Call Number Scheme*

Dewey Decimal

Cutter

OZA

Volume

Prefix

Suffix

Copy

Classification

784.2092

Name of Piece



Item Record ⓘ

SAVE

Haruki Murakami

Absolutely on music : conversations



By Ozawa, Seiji, 1935- interviewee, writer of afterword.

Barcode: **31125010574083**

ILL Non-circulating

eContent Display in PAC

Call number: **784.2092 OZA**

Record status: **Final**

Issue:

Collection: **Nonfiction**

Bib control number: **1046064**

Issue control number:

Shelf location: **Adult Nonfiction**

Parent item:

Price: **\$27.95**

Checked Out

Owning branch: **Indian Trails Main**

Assigned branch: **Indian Trails Main**

Circulation status: **Checked Out** || 1/1

[Details](#) [Circulation](#) [Controls](#) [Blocks and Notes](#) [History](#) [Statistics](#) [Record Sets](#) [Notices](#) [Source and Donor](#)

Material Type*

Book

Loan Period*

Book Default

Renewal Limit*

3

Statistical Code

780s

Fine Code*

Book

Home Branch*

Indian Trails Public Libr

Call Number Scheme*

Dewey Decimal

Cutter

OZA

Volume

Prefix

Suffix

Copy

Classification

784.2092

Name of Piece



Barcode: Record status: ILL EContent Non-circulating Display in PAC

Title: **Bib control number:**

Author: Parent item: Item control number:

Call number: Price: Issue control no.:

Owner: Shelf location:

Assigned: Temporary location:

Collection: Circulation status:

Circulation parameters

Material type:

Loan period:

Fine code:

Renewal limit:

Stat code:

Name of piece:

Call number

Scheme:

Prefix:

Class:

Cutter:

Suffix:

Volume:

Copy:

Request

Loanable outside system Do not mail to patron

Holdable

Limit to:

Pickup at

Patrons from this library and branches
 days past first available

Patrons from this branch only

Preferred borrowers

Issue:



Barcode: Record status: ILL EContent Non-circulating Display in PAC

Title: **Bib control number:**

Author: Parent item: Item control number:

Call number: Price: Issue control no.:

Owner: Shelf location:

Assigned: Temporary location:

Collection: Circulation status:

Circulation parameters

Material type:

Loan period:

Fine code:

Renewal limit:

Stat code:

Name of piece:

Call number

Scheme:

Prefix:

Class:

Cutter:

Suffix:

Volume:

Copy:

Request

Loanable outside system Do not mail to patron

Holdable

Limit to:

Pickup at

Patrons from this library and branches
 days past first available

Patrons from this branch only

Preferred borrowers

Issue:



Barcode: Record status: ILL EContent Non-circulating Display in PAC

Title: **Bib control number:**

Author: Parent item: Item control number:

Call number: Price: Issue control no.:

Owner: Shelf location:

Assigned: Temporary location:

Collection: Circulation status:

Circulation parameters

Material type:

Loan period:

Fine code:

Renewal limit:

Stat code:

Name of piece:

Call number

Scheme:

Prefix:

Class:

Cutter:

Suffix:

Volume:

Copy:

Request

Loanable outside system Do not mail to patron

Holdable

Limit to:

Pickup at

Patrons from this library and branches
 days past first available

Patrons from this branch only

Preferred borrowers

Issue:

Indian Trails collection management tools




HORIZON

Indian Trails collection management tools

HORIZON

COLLECTION HQ

Indian Trails collection management tools



Collection HQ

Subject Name	Audience	Organization Level	Collection Description	Items	Circulations	Turnover
917.5 - 917.599999	Adult	Indian Trails Main	Southeast states & DC (Adult: 917.5 - 917.599999)	49	207	4.22
460 - 468.999999	Adult	Indian Trails Main	Spanish (Adult: 460 - 468.999999)	59	191	3.24
510 - 518.999999	Adult	Indian Trails Main	General mathematics (Adult: 510 - 518.999999)	139	433	3.12
648 - 648.999999	Adult	Indian Trails Main	Housecleaning & clutter control (Adult: 648 - 648.999999)	85	235	2.76
332 - 332.999999	Adult	Indian Trails Main	Financial economics; personal finance & investing (Adult: 332 - 332.999999)	385	1051	2.73
005 - 005.999999	Adult	Indian Trails Main	Computer Programming, Programs, Data (Adult: 005 - 005.999999)	356	878	2.47
616 - 616.999999	Adult	Indian Trails Main	Diseases & conditions (Adult: 616 - 616.999999)	516	1098	2.13
917.7 - 917.799999	Adult	Indian Trails Main	Midwest states, incldg Chicago (Adult: 917.7 - 917.799999)	72	153	2.13
560 - 573.999999	Adult	Indian Trails Main	Paleontology / Anthropology (Adult: 560 - 573.999999)	62	128	2.06
574 - 579.999999	Adult	Indian Trails Main	Biology (Adult: 574 - 579.999999)	72	147	2.04
641.6 - 641.869999	Adult	Indian Trails Main	Specific dishes (Adult: 641.6 - 641.869999)	565	1127	1.99
150 - 159.999999	Adult	Indian Trails Main	Psychology (Adult: 150 - 159.999999)	1395	2760	1.98
333 - 333.999999	Adult	Indian Trails Main	Real estate, environmentalism, energy resources (Adult: 333 - 333.999999)	55	109	1.98
612 - 612.999999	Adult	Indian Trails Main	Human body & brain, ordinary functioning (Adult: 612 - 612.999999)	116	223	1.92
641.59 - 641.599999	Adult	Indian Trails Main	Ethnic cooking (Adult: 641.59 - 641.599999)	470	887	1.89
641.5 - 641.589999	Adult	Indian Trails Main	Cookery methods (Adult: 641.5 - 641.589999)	929	1719	1.85
643 - 645.999999	Adult	Indian Trails Main	Housing and Household equipment (Adult: 643 - 645.999999)	111	204	1.84
740 - 741.499999	Adult	Indian Trails Main	Drawing (Adult: 740 - 741.499999)	59	107	1.81

Collection HQ

Subject Name	Audience	Organization Level	Collection Description	Items	Circulations	Turnover
917.5 - 917.599999	Adult	Indian Trails Main	Southeast states & DC (Adult: 917.5 - 917.599999)	49	207	4.22
460 - 468.999999	Adult	Indian Trails Main	Spanish (Adult: 460 - 468.999999)	59	191	3.24
510 - 518.999999	Adult	Indian Trails Main	General mathematics (Adult: 510 - 518.999999)	139	433	3.12
648 - 648.999999	Adult	Indian Trails Main	Housecleaning & clutter control (Adult: 648 - 648.999999)	85	235	2.76
332 - 332.999999	Adult	Indian Trails Main	Financial economics; personal finance & investing (Adult: 332 - 332.999999)	385	1051	2.73
005 - 005.999999	Adult	Indian Trails Main	Computer Programming, Programs, Data (Adult: 005 - 005.999999)	356	878	2.47
616 - 616.999999	Adult	Indian Trails Main	Diseases & conditions (Adult: 616 - 616.999999)	516	1098	2.13
917.7 - 917.799999	Adult	Indian Trails Main	Midwest states, incldy Chicago (Adult: 917.7 - 917.799999)	72	158	2.18
560 - 573.999999	Adult	Indian Trails Main	Paleontology / Anthropology (Adult: 560 - 573.999999)	62	128	2.06
574 - 579.999999	Adult	Indian Trails Main	Biology (Adult: 574 - 579.999999)	72	147	2.04
641.6 - 641.869999	Adult	Indian Trails Main	Specific dishes (Adult: 641.6 - 641.869999)	565	1127	1.99
150 - 159.999999	Adult	Indian Trails Main	Psychology (Adult: 150 - 159.999999)	1395	2760	1.98
333 - 333.999999	Adult	Indian Trails Main	Real estate, environmentalism, energy resources (Adult: 333 - 333.999999)	55	109	1.98
612 - 612.999999	Adult	Indian Trails Main	Human body & brain, ordinary functioning (Adult: 612 - 612.999999)	116	223	1.92
641.59 - 641.599999	Adult	Indian Trails Main	Ethnic cooking (Adult: 641.59 - 641.599999)	470	887	1.89
641.5 - 641.589999	Adult	Indian Trails Main	Cookery methods (Adult: 641.5 - 641.589999)	929	1719	1.85
643 - 645.999999	Adult	Indian Trails Main	Housing and Household equipment (Adult: 643 - 645.999999)	111	204	1.84
740 - 741.499999	Adult	Indian Trails Main	Drawing (Adult: 740 - 741.499999)	59	107	1.81

Web Reports

	Shelf Location	Statistical Code	Number Of Items	Local Charges	Local Renewals	Total	Total + Lender	CCS ILL Lender	CCS ILL Borrower	Ratio	Items Out
	Adult Nonfiction	460s	61	7	21	28	30	2	0	0.46	14
	Adult Nonfiction	490s	101	12	16	28	28	0	0	0.28	18
	Adult Nonfiction	510s	156	20	23	43	44	1	0	0.28	26
	Adult Nonfiction	570s	101	12	9	21	22	1	0	0.21	16
	Adult Nonfiction	610s	1,247	123	128	251	277	26	21	0.20	162
	Adult Nonfiction	370s	362	27	44	71	74	3	2	0.20	47
	Adult Nonfiction	330s	697	57	65	122	133	11	6	0.18	74
	Adult Nonfiction	340s	385	32	33	65	67	2	3	0.17	45
	Adult Nonfiction	640s	2,653	188	246	434	473	39	26	0.16	265
	Adult Nonfiction	030s	70	5	6	11	11	0	1	0.16	7
	Adult Nonfiction	910s	166	10	16	26	29	3	7	0.16	5
	Adult Nonfiction	150s	1,085	66	102	168	196	28	13	0.15	133
	Adult Nonfiction	080s	54	3	5	8	8	0	0	0.15	4
	Adult Nonfiction	520s	123	7	11	18	18	0	0	0.15	10
	Adult Nonfiction	740s	1,328	90	97	187	202	15	8	0.14	109
	Adult Nonfiction	900s	73	5	5	10	11	1	0	0.14	7
	Adult Nonfiction	130s	199	13	14	27	30	3	3	0.14	21

Web Reports

	Shelf Location	Statistical Code	Number Of Items	Local Charges	Local Renewals	Total	Total + Lender	CCS ILL Lender	CCS ILL Borrower	Ratio	Items Out
	Adult Nonfiction	460s	61	7	21	28	30	2	0	0.46	14
	Adult Nonfiction	490s	101	12	16	28	28	0	0	0.28	18
	Adult Nonfiction	510s	156	20	23	43	44	1	0	0.28	26
	Adult Nonfiction	570s	101	12	9	21	22	1	0	0.21	16
	Adult Nonfiction	610s	1,247	123	128	251	277	26	21	0.20	162
	Adult Nonfiction	370s	362	27	44	71	74	3	2	0.20	47
	Adult Nonfiction	330s	697	57	65	122	133	11	6	0.18	74
	Adult Nonfiction	340s	385	32	33	65	67	2	3	0.17	45
	Adult Nonfiction	640s	2,653	188	246	434	473	39	26	0.16	265
	Adult Nonfiction	030s	70	5	6	11	11	0	1	0.16	7
	Adult Nonfiction	910s	166	10	16	26	29	3	7	0.16	5
	Adult Nonfiction	150s	1,085	66	102	168	196	28	13	0.15	133
	Adult Nonfiction	080s	54	3	5	8	8	0	0	0.15	4
	Adult Nonfiction	520s	123	7	11	18	18	0	0	0.15	10
	Adult Nonfiction	740s	1,328	90	97	187	202	15	8	0.14	109
	Adult Nonfiction	900s	73	5	5	10	11	1	0	0.14	7
	Adult Nonfiction	130s	199	13	14	27	30	3	3	0.14	21

Collection HQ

Subject Name	Audience	Organization Level	Collection Description	Items	Circulations	Turnover
917.5 - 917.599999	Adult	Indian Trails Main	Southeast states & DC (Adult: 917.5 - 917.599999)	49	207	4.22
460 - 468.999999	Adult	Indian Trails Main	Spanish (Adult: 460 - 468.999999)	59	191	3.24
510 - 518.999999	Adult	Indian Trails Main	General mathematics (Adult: 510 - 518.999999)	139	433	3.12
648 - 648.999999	Adult	Indian Trails Main	Housecleaning & clutter control (Adult: 648 - 648.999999)	85	235	2.76
332 - 332.999999	Adult	Indian Trails Main	Financial economics; personal finance & investing (Adult: 332 - 332.999999)	385	1051	2.73
005 - 005.999999	Adult	Indian Trails Main	Computer Programming, Programs, Data (Adult: 005 - 005.999999)	356	878	2.47
616 - 616.999999	Adult	Indian Trails Main	Diseases & conditions (Adult: 616 - 616.999999)	516	1098	2.13
917.7 - 917.799999	Adult	Indian Trails Main	Midwest states, incldg Chicago (Adult: 917.7 - 917.799999)	72	153	2.13
560 - 573.999999	Adult	Indian Trails Main	Paleontology / Anthropology (Adult: 560 - 573.999999)	62	128	2.06
574 - 579.999999	Adult	Indian Trails Main	Biology (Adult: 574 - 579.999999)	72	147	2.04
641.6 - 641.869999	Adult	Indian Trails Main	Specific dishes (Adult: 641.6 - 641.869999)	565	1127	1.99
150 - 159.999999	Adult	Indian Trails Main	Psychology (Adult: 150 - 159.999999)	1395	2760	1.98
333 - 333.999999	Adult	Indian Trails Main	Real estate, environmentalism, energy resources (Adult: 333 - 333.999999)	55	109	1.98
612 - 612.999999	Adult	Indian Trails Main	Human body & brain, ordinary functioning (Adult: 612 - 612.999999)	116	223	1.92
641.59 - 641.599999	Adult	Indian Trails Main	Ethnic cooking (Adult: 641.59 - 641.599999)	470	887	1.89
641.5 - 641.589999	Adult	Indian Trails Main	Cookery methods (Adult: 641.5 - 641.589999)	929	1719	1.85
643 - 645.999999	Adult	Indian Trails Main	Housing and Household equipment (Adult: 643 - 645.999999)	111	204	1.84
740 - 741.499999	Adult	Indian Trails Main	Drawing (Adult: 740 - 741.499999)	59	107	1.81

Web Reports

Shelf Location	Statistical Code	Number Of Items	Local Charges	Local Renewals	Total	Total + Lender	CCS ILL Lender	CCS ILL Borrower	Ratio	Items Out
Adult Nonfiction	460s	61	7	21	28	30	2	0	0.46	14
Adult Nonfiction	480s	181	12	18	28	28	0	0	0.28	18
Adult Nonfiction	510s	156	20	23	43	44	1	0	0.28	26
Adult Nonfiction	570s	101	12	9	21	22	1	0	0.21	16
Adult Nonfiction	610s	1,247	123	128	251	277	26	21	0.20	162
Adult Nonfiction	370s	362	27	44	71	74	3	2	0.20	47
Adult Nonfiction	330s	697	57	65	122	133	11	6	0.18	74
Adult Nonfiction	340s	385	32	33	65	67	2	3	0.17	45
Adult Nonfiction	640s	2,653	188	246	434	473	39	26	0.16	265
Adult Nonfiction	030s	70	5	6	11	11	0	1	0.16	7
Adult Nonfiction	910s	166	10	16	26	29	3	7	0.16	5
Adult Nonfiction	150s	1,085	66	102	168	196	28	13	0.15	133
Adult Nonfiction	080s	54	3	5	8	8	0	0	0.15	4
Adult Nonfiction	520s	123	7	11	18	18	0	0	0.15	10
Adult Nonfiction	740s	1,328	90	97	187	202	15	8	0.14	109
Adult Nonfiction	900s	73	5	5	10	11	1	0	0.14	7
Adult Nonfiction	130s	199	13	14	27	30	3	3	0.14	21

Web Reports

Shelf Location	Statistical Code	Number Of Items	Local Charges	Local Renewals	Total	Total + Lender	CCS ILL Lender	CCS ILL Borrower	Ratio	Items Out
Adult Nonfiction	460s	64	7	24	30	30	2	0	0.16	14
Adult Nonfiction	490s	101	12	16	28	28	0	0	0.28	18
Adult Nonfiction	510s	156	20	23	43	44	1	0	0.28	26
Adult Nonfiction	570s	101	12	9	21	22	1	0	0.21	16
Adult Nonfiction	610s	1,247	123	128	251	277	26	21	0.20	162
Adult Nonfiction	370s	362	27	44	71	74	3	2	0.20	47
Adult Nonfiction	330s	697	57	65	122	133	11	6	0.18	74
Adult Nonfiction	340s	385	32	33	65	67	2	3	0.17	45
Adult Nonfiction	640s	2,653	188	246	434	473	39	26	0.16	265
Adult Nonfiction	030s	70	5	6	11	11	0	1	0.16	7
Adult Nonfiction	910s	166	10	16	26	29	3	7	0.16	5
Adult Nonfiction	150s	1,085	66	102	168	196	28	13	0.15	133
Adult Nonfiction	080s	54	3	5	8	8	0	0	0.15	4
Adult Nonfiction	520s	123	7	11	18	18	0	0	0.15	10
Adult Nonfiction	740s	1,328	90	97	187	202	15	8	0.14	109
Adult Nonfiction	900s	73	5	5	10	11	1	0	0.14	7
Adult Nonfiction	130s	199	13	14	27	30	3	3	0.14	21

Collection HQ

Subject Name	Audience	Organization Level	Collection Description	Items	Circulations	Turnover
917.5 - 917.599999	Adult	Indian Trails Main	Southeast states & DC (Adult: 917.5 - 917.599999)	49	207	4.22
460 - 468.999999	Adult	Indian Trails Main	Spanish (Adult: 460 - 468.999999)	59	191	3.24
510 - 518.999999	Adult	Indian Trails Main	General mathematics (Adult: 510 - 518.999999)	139	433	3.12
648 - 648.999999	Adult	Indian Trails Main	Housecleaning & clutter control (Adult: 648 - 648.999999)	85	235	2.76
332 - 332.999999	Adult	Indian Trails Main	Financial economics; personal finance & investing (Adult: 332 - 332.999999)	385	1051	2.73
005 - 005.999999	Adult	Indian Trails Main	Computer Programming, Programs, Data (Adult: 005 - 005.999999)	356	878	2.47
616 - 616.999999	Adult	Indian Trails Main	Diseases & conditions (Adult: 616 - 616.999999)	516	1098	2.13
917.7 - 917.799999	Adult	Indian Trails Main	Midwest states, incldg Chicago (Adult: 917.7 - 917.799999)	72	153	2.13
560 - 573.999999	Adult	Indian Trails Main	Paleontology / Anthropology (Adult: 560 - 573.999999)	62	128	2.06
574 - 579.999999	Adult	Indian Trails Main	Biology (Adult: 574 - 579.999999)	72	147	2.04
641.6 - 641.869999	Adult	Indian Trails Main	Specific dishes (Adult: 641.6 - 641.869999)	565	1127	1.99
150 - 159.999999	Adult	Indian Trails Main	Psychology (Adult: 150 - 159.999999)	1395	2760	1.98
333 - 333.999999	Adult	Indian Trails Main	Real estate, environmentalism, energy resources (Adult: 333 - 333.999999)	55	109	1.98
612 - 612.999999	Adult	Indian Trails Main	Human body & brain, ordinary functioning (Adult: 612 - 612.999999)	116	223	1.92
641.59 - 641.599999	Adult	Indian Trails Main	Ethnic cooking (Adult: 641.59 - 641.599999)	470	887	1.89
641.5 - 641.589999	Adult	Indian Trails Main	Cookery methods (Adult: 641.5 - 641.589999)	929	1719	1.85
643 - 645.999999	Adult	Indian Trails Main	Housing and Household equipment (Adult: 643 - 645.999999)	111	204	1.84
740 - 741.499999	Adult	Indian Trails Main	Drawing (Adult: 740 - 741.499999)	59	107	1.81

Collection HQ

	700 - 700.999999	Adult	Indian Trails Main	Classical and Modern Greek (Adult: 700 - 700.999999)	4	11	0.0
8	490 - 491.399999	Adult	Indian Trails Main	Ancient Indic languages (Adult: 490 - 491.399999)	1	0	0
9	491.4 - 491.499999	Adult	Indian Trails Main	Modern Indic languages (Adult: 491.4 - 491.499999)	7	7	1
0	491.5 - 491.599999	Adult	Indian Trails Main	Iranian Languages (Adult: 491.5 - 491.599999)	1	0	0
1	491.6 - 491.699999	Adult	Indian Trails Main	Celtic (Adult: 491.6 - 491.699999)	2	0	0
2	491.7 - 491.799999	Adult	Indian Trails Main	Russian and Eastern Slavic (Adult: 491.7 - 491.799999)	17	45	2.65
3	491.8 - 494.999999	Adult	Indian Trails Main	Slavic/ Slavonic languages etc. (Adult: 491.8 - 494.999999)	36	33	0.92
4	495 - 495.599999	Adult	Indian Trails Main	Chinese (Adult: 495 - 495.599999)	14	27	1.93
5	495.6 - 495.699999	Adult	Indian Trails Main	Japanese (Adult: 495.6 - 495.699999)	10	67	6.7
6	495.7 - 495.799999	Adult	Indian Trails Main	Korean (Adult: 495.7 - 495.799999)	6	38	6.33
7	495.8 - 495.999999	Adult	Indian Trails Main	Misc. South Asian (Adult: 495.8 - 495.999999)	6	0	0
8	496 - 496.999999	Adult	Indian Trails Main	African (Adult: 496 - 496.999999)	1	0	0
9	499 - 499.999999	Adult	Indian Trails Main	Other languages (Adult: 499 - 499.999999)	9	28	3.11
0	500 - 509.999999	Adult	Indian Trails Main	Scientific theory (Adult: 500 - 509.999999)	96	142	1.48

How can stat codes help you?

How can stat codes help you?

- Better idea of how specific Dewey areas are used

How can stat codes help you?

- Better idea of how specific Dewey areas are used
- Don't need to rely on another tool for this information

How can stat codes help you?

- Better idea of how specific Dewey areas are used
- Don't need to rely on another tool for this information
- Can work with other tools to refine your results

Year of First Available Date

1955 2023

Collection

(All)

MARC Type Of Material

(All)

Statistical Code

(All)

Collection Development

Publication Year

(All)

Primary Language

(All)

Additional Languages

(All)

Assigned Branch

(All)

Subject Headings by Category

Data Last Updated 2023-02-12
 Number of Bibs 932,661

Diversity Audit Tool - Summary

	% of Bibs In Collection	Bibs In Collection	% of Items In Collection	Items In Collection	Average Life Time Circ	Life Time Circ	YTD Circ Count	Prev Year YTD Circ Count	Number of Title Holds
No Representation	78.64%	733,488	75.07%	3,167,343	26	83,609,974	1,050,108	8,541,207	29,244
Women	9.24%	86,172	12.57%	530,305	22	11,428,871	167,566	1,316,305	10,755
BIPOC	8.90%	83,002	9.68%	408,608	19	7,732,228	106,912	824,527	4,532
Disabilities/ Neurodiversity	2.31%	21,539	2.61%	110,113	21	2,298,456	32,449	262,208	1,335
Religious Minority	2.15%	20,012	1.99%	83,818	21	1,794,583	19,597	162,800	702
LGBTQIA+	0.80%	7,425	1.25%	52,560	15	806,987	13,748	121,837	696
Immigrants	0.62%	5,758	0.83%	35,020	16	569,811	8,885	72,661	360
Low Income/ Economic welfare	0.40%	3,692	0.47%	19,650	22	429,096	5,568	41,236	553

Drill down into Subject Matter categories

Percent of Bibliographic Records

Year of First Available Date
 1955 2023

Collection

MARC Type Of Material

Statistical Code

Collection Development

Publication Year

Primary Language

Additional Languages

Assigned Branch

Subject Headings by Category

Data Last Updated 2023-02-12 Number of Bibs 932,661		Diversity Audit Tool - Summary								
	% of Bibs In Collection	Bibs In Collection	% of Items In Collection	Items In Collection	Average Life Time Circ	Life Time Circ	YTD Circ Count	Prev Year YTD Circ Count	Number of Title Holds	
No Representation	78.64%	733,488	75.07%	3,167,343	26	83,609,974	1,050,108	8,541,207	29,244	
Women	9.24%	86,172	12.57%	530,305	22	11,428,871	167,566	1,316,305	10,755	
BIPOC	8.90%	83,002	9.68%	408,608	19	7,732,228	106,912	824,527	4,532	
Disabilities/ Neurodiversity	2.31%	21,539	2.61%	110,113	21	2,298,456	32,449	262,208	1,335	
Religious Minority	2.15%	20,012	1.99%	83,818	21	1,794,583	19,597	162,800	702	
LGBTQIA+	0.80%	7,425	1.25%	52,560	15	806,987	13,748	121,837	696	
Immigrants	0.62%	5,758	0.83%	35,020	16	569,811	8,885	72,661	360	
Low Income/ Economic welfare	0.40%	3,692	0.47%	19,650	22	429,096	5,568	41,236	553	

Drill down into Subject Matter categories

Percent of Bibliographic Records

Year of First Available Date: 1955 - 2023
 Collection: Youth Fiction
 MARC Type Of Material: (All)
Statistical Code: Picture Book
 Publication Year: (All)
 Primary Language: (All)
 Additional Languages: (All)
 Assigned Branch: Indian Trails

Collection Development

Subject Headings by Category

Data Last Updated: 2023-02-12
Number of Bibs: 11,393

Diversity Audit Tool - Summary

	% of Bibs In Collection	Bibs In Collection	% of Items In Collection	Items In Collection	Average Life Time Circ	Life Time Circ	YTD Circ Count	Prev Year YTD Circ Count	Number of Title Holds
No Representation	84.07%	9,578	84.41%	10,454	29	300,684	8,424	70,359	1,047
Women	7.33%	835	7.26%	899	21	18,891	536	4,659	86
BIPOC	6.35%	723	6.14%	761	17	12,754	346	2,955	68
Religious Minority	2.33%	266	2.32%	287	16	4,647	117	900	6
Disabilities/ Neurodiversity	0.98%	112	0.94%	116	16	1,811	51	530	9
Immigrants	0.90%	103	0.86%	107	12	1,297	23	258	9
LGBTQIA+	0.47%	54	0.44%	55	12	646	13	237	3
Low Income/ Economic welfare	0.13%	15	0.12%	15	21	309	5	70	2

Drill down into Subject Matter categories

Percent of Bibliographic Records

Category	Percent
Women	7.33%
BIPOC	6.35%
Religious Minority	2.33%
Disabilities/ Neurodiver..	0.98%
Immigrants	0.90%
LGBTQIA+	0.47%
Low Income/ Economic ..	0.13%

STAT Code Usage at Indian Trails

February 15, 2023

